

## Norsok Manifold Next kit a316

### General

This kit is used for activating Ci-IV8 discharge valve through the PA activation, this is necessary when going from one manifold to the next, as the backpressure activation will only work within the same manifold.

One next kit is used for each manifold except the first manifold.

### Components

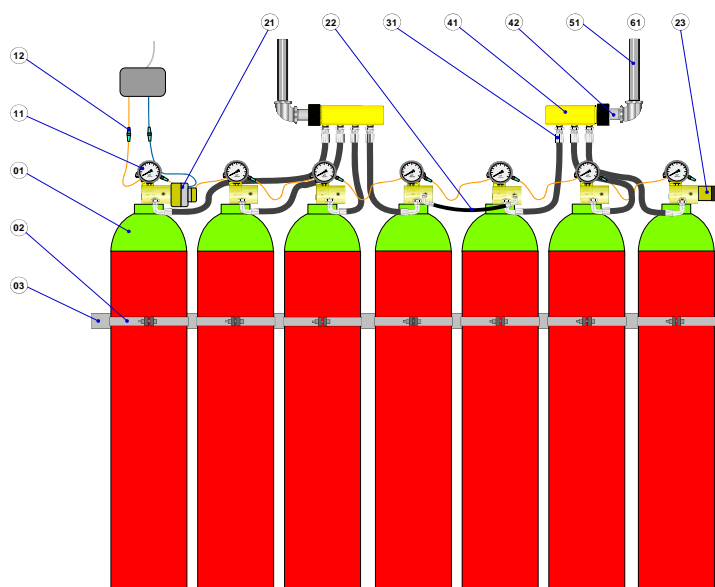
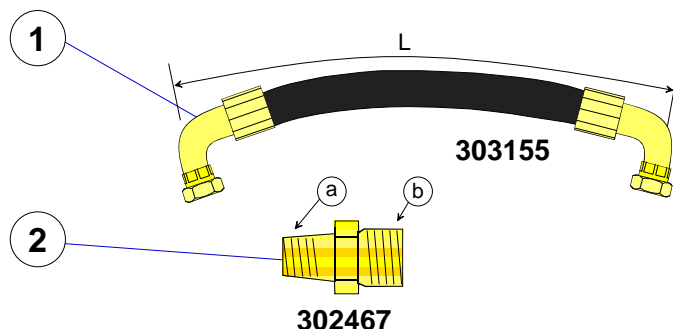
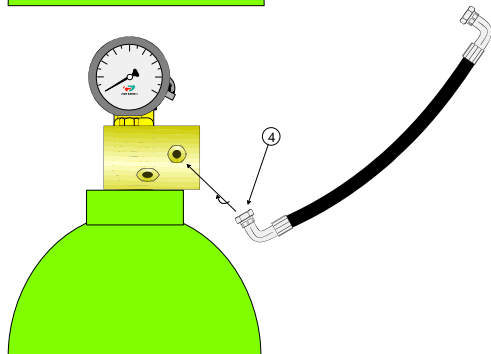
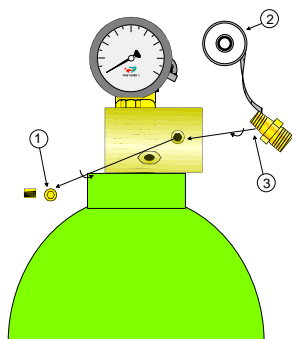
Pos.	Name	Quantity	Item	Materials
1:	Hose DN6-400 2x90°	1	303155	NBR, aisi316, NBR
2:	Nipple 1/8" BSPT - 1/4" BSPP	2	302467	Brass

### Installation

The cylinders must be installed first and discharge hoses connected to the manifolds.

The kit must be installed on the cylinders next to each other connected to separate manifolds.

1. The 1/8" plug on front of the Ci-IV8 valves is removed by using a 5mm inhex key.
2. PTFE tape or liquid sealant is applied to the 1/8" tread of the nipple.
3. The nipples are fitted on the two IV8 valves.
4. The PA hose is connected to the two IV8 valves.



Document: 303752 MT Next kit Norsok.docx

Category:  
Norsok

Id: MK  
Rev: 2012.01.24



**FIRE EATER A/S**

Vølundsvej 17  
DK- 3400 Hillerød  
Tel +45 7022 2769  
Fax +45 7023 2769

Text

1	
2	
3	
4	
5	
6	
7	
8	
9	